

Scaled data based on original data using
LM-79-08 Approved Method: Electrical and Photometric Measurements of Solid-
State Lighting Products

Test Report Prepared for
Cooper Lighting Solutions
(formerly Eaton)

Brand: McGRAW-EDISON

Report Number: P200114

Luminaire Tested: **GWC-AF-02-LED-E1-SL2-1200-HSS**

Issue Date: 3/3/2020

Test Information

Test Method: LM-79-08
Report Number: P200114
TEST IS SCALED FROM IESNA LM-79-08 TEST DATA (P24287)
Test Lab: INNOVATION CENTER P2
Issue Date: 3/3/2020
Manufacturer: COOPER LIGHTING SOLUTIONS (FORMERLY EATON)
Product Line: MCGRAW-EDISON
Catalog Number: GWC-AF-02-LED-E1-SL2-1200-HSS
Description: GALLEON WALL LUMINAIRE
(2) 70 CRI, 4000K, 1200mA LIGHTSQUARES WITH 16 LEDS EACH AND TYPE II
SPILL LIGHT ELIMINATOR OPTICS WITH HOUSE SIDE SHIELD
Light Source: -
Ballast/Driver: ELECTRONIC DRIVER

Summary

Lumens per Lamp: N/A
Luminaire Lumens: 11546 lumens
Efficiency: N/A
Efficacy: 89.5 lumens/watt
Luminous Opening: Rectangular (W 1' x L: 0.5' x H: 0')
IES Classification: Type II - Short - Semi-Cutoff
BUG Rating: B1 - U0 - G2

Input Watts (W): 129
Input Voltage (V): NR
Input Current (Ain): NR
Voltage Rise (V): NR
Power Factor: NR
Total Harmonic Distortion (THDi): NR
Frequency (hertz): 60
Stabilization Time: NR
Operation Time: NR
Ambient Temperature (°C): NR
Test Distance: 25 FT

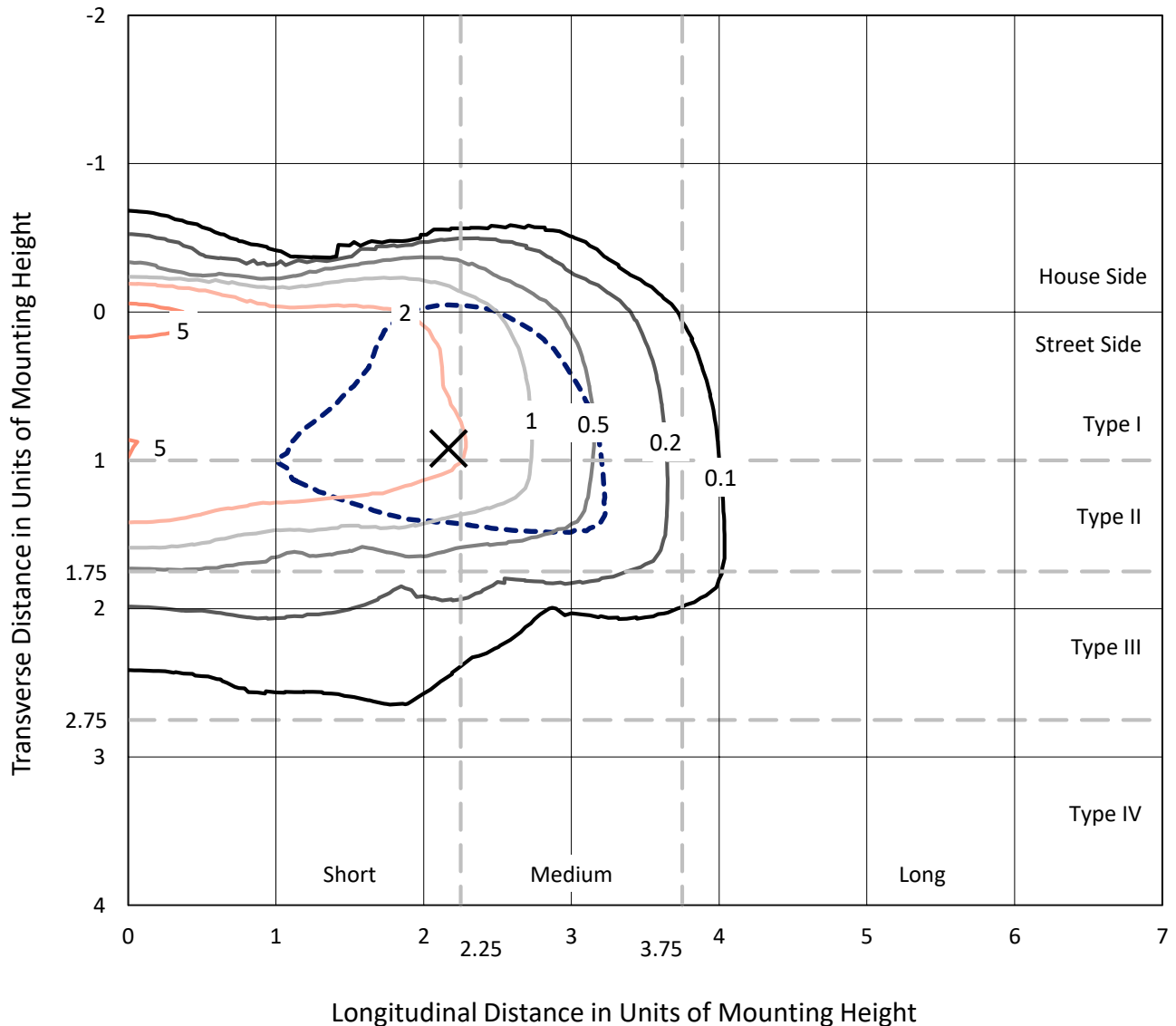


REPORT NUMBER: P200114

CATALOG NUMBER: GWC-AF-02-LED-E1-SL2-1200-HSS

Iso-Footcandle Lines of Horizontal Illumination

✕ Max cd
 - - - 1/2 Max cd

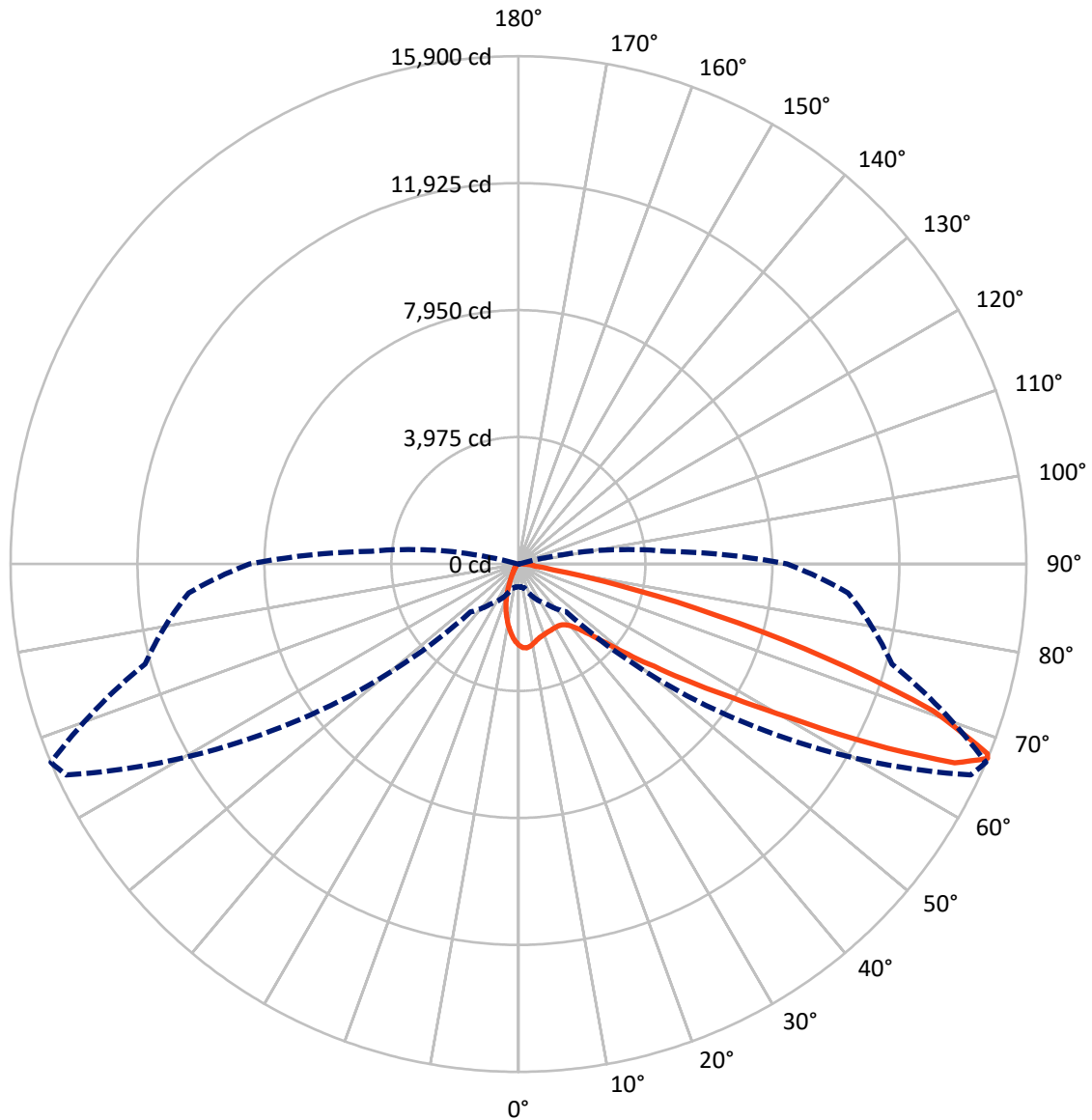


Based on 20 foot mounting height. Maximum calculated value = 6.4 fc
 Type II - Short - Semi-Cutoff

REPORT NUMBER: P200114

CATALOG NUMBER: GWC-AF-02-LED-E1-SL2-1200-HSS

Luminous Intensity Polar Plot



— Vertical Plane Through 67-Deg Lateral - - - Horizontal Cone Through 67-Deg Vertical

REPORT NUMBER: P200114

CATALOG NUMBER: GWC-AF-02-LED-E1-SL2-1200-HSS

FLUX DISTRIBUTION:

		Downward	Upward	Total
House Side	Lumens	1198.8	0.0	1198.8
	% Fixture	10.4	0.0	10.4
Street Side	Lumens	10347.2	0.0	10347.2
	% Fixture	89.6	0.0	89.6
Total	Lumens	11546.0	0.0	11546.0
	% Fixture	100.0	0.0	100.0

ZONAL LUMENS:

Zone	Lumens	% Fixture
0°-10°	207.2	1.8
10°-20°	441.0	3.8
20°-30°	641.2	5.6
30°-40°	1000.2	8.7
40°-50°	1771.8	15.3
50°-60°	2803.7	24.3
60°-70°	3211.3	27.8
70°-80°	1332.0	11.5
80°-90°	137.6	1.2
90°-100°	0.0	0.0
100°-110°	0.0	0.0
110°-120°	0.0	0.0
120°-130°	0.0	0.0
130°-140°	0.0	0.0
140°-150°	0.0	0.0
150°-160°	0.0	0.0
160°-170°	0.0	0.0
170°-180°	0.0	0.0
0°-90°	11546.0	100.0
0°-180°	11546.0	100.0

Coefficient of Utilization



REPORT NUMBER: P200114

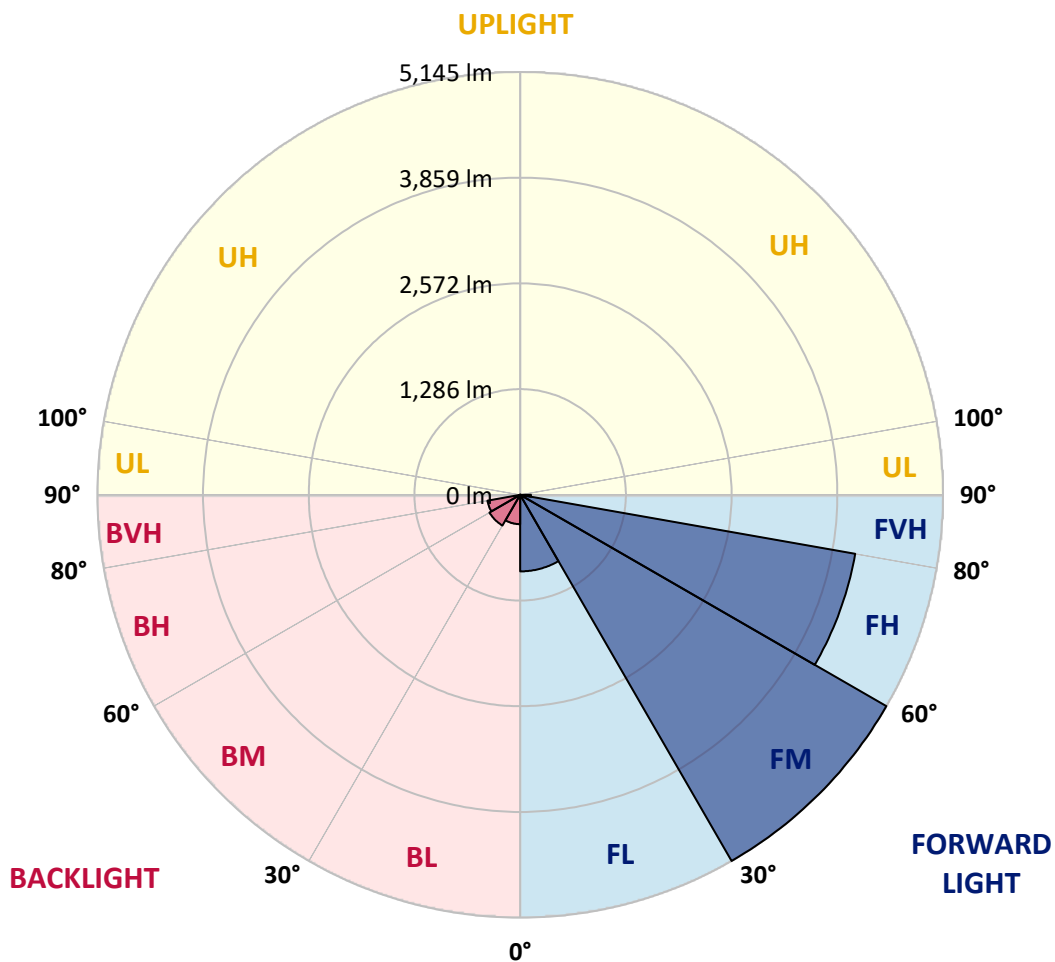
CATALOG NUMBER: GWC-AF-02-LED-E1-SL2-1200-HSS

LUMINAIRE CLASSIFICATION SYSTEM LUMEN TABLE AND BUG RATING:

Zone	Lumens	% Fixture	Zone Rating/Lumen Limit		
			B	U	G
FL (0°-30°)	931.6	8.1			
FM (30°-60°)	5144.9	44.6			
FH (60°-80°)	4139.3	35.9			G2/5000
FVH (80°-90°)	131.4	1.1			G2/225
BL (0°-30°)	357.7	3.1	B1/500		
BM (30°-60°)	430.8	3.7	B1/1000		
BH (60°-80°)	404.1	3.5	B1/500		G1/500
BVH (80°-90°)	6.2	0.1			G0/10
UL (90°-100°)	0.0	0.0		U0/0	
UH (100°-180°)	0.0	0.0		U0/0	

BUG Rating: B1-U0-G2

Type II Short





REPORT NUMBER: P200114

CATALOG NUMBER: GWC-AF-02-LED-E1-SL2-1200-HSS

CANDELA DISTRIBUTION (FULL):

	0°	5°	15°	25°	35°	45°	55°	65°	67°	75°	85°
0°	2546.3	2546.3	2546.3	2546.3	2546.3	2546.3	2546.3	2546.3	2546.3	2546.3	2546.3
2.5°	2632.6	2637.9	2637.3	2641.3	2650.7	2651.4	2642.0	2623.8	2619.8	2596.1	2555.1
5°	2427.8	2443.3	2452.7	2491.1	2534.3	2586.0	2625.1	2639.3	2637.3	2620.4	2558.5
7.5°	2194.1	2209.6	2220.4	2265.5	2322.7	2411.6	2513.3	2596.9	2604.2	2622.4	2555.7
10°	2038.5	2041.2	2056.0	2099.2	2159.1	2250.0	2371.2	2517.4	2539.6	2606.3	2549.0
12.5°	1910.6	1912.6	1932.1	1978.6	2042.6	2134.2	2261.4	2430.5	2464.8	2586.0	2547.7
15°	1819.6	1827.1	1844.6	1893.1	1961.1	2052.0	2182.7	2366.5	2407.6	2578.7	2559.8
17.5°	1789.3	1797.4	1802.8	1837.8	1899.8	1988.7	2122.7	2324.8	2371.2	2582.7	2583.4
20°	1821.1	1827.1	1814.9	1823.7	1862.1	1941.6	2072.2	2289.1	2344.3	2587.5	2613.6
22.5°	1938.9	1941.6	1908.5	1870.2	1863.4	1907.2	2032.5	2260.8	2320.1	2600.2	2649.3
25°	2140.9	2136.2	2082.3	1999.5	1921.4	1901.2	2008.9	2243.2	2307.9	2613.6	2686.4
27.5°	2384.7	2391.5	2317.4	2196.8	2047.9	1941.6	2005.5	2235.9	2302.6	2623.2	2718.7
30°	2681.1	2690.5	2605.6	2454.1	2240.6	2041.2	2036.5	2234.5	2299.2	2617.0	2721.5
32.5°	2983.4	2994.9	2928.2	2771.9	2497.8	2208.2	2106.6	2249.4	2305.9	2596.1	2705.9
35°	3299.9	3316.1	3271.6	3137.6	2846.7	2449.4	2229.8	2294.5	2337.5	2594.1	2690.5
37.5°	3737.0	3751.8	3668.3	3526.2	3268.9	2772.6	2427.8	2379.3	2412.3	2626.4	2694.5
40°	4389.6	4387.5	4172.0	3954.5	3733.0	3183.4	2705.9	2532.8	2549.7	2724.1	2744.4
42.5°	5100.7	5097.4	4778.8	4448.2	4248.1	3689.2	3071.6	2798.2	2786.7	2904.0	2873.7
45°	5648.9	5648.2	5388.3	5015.8	4868.4	4269.7	3544.4	3167.3	3149.8	3196.2	3112.0
47.5°	5882.6	5886.7	5756.0	5494.1	5556.0	5054.9	4140.4	3702.0	3675.7	3656.8	3528.9
50°	5700.8	5708.9	5719.6	5668.5	6060.4	6110.3	4939.8	4455.6	4442.8	4358.6	4158.6
52.5°	5106.8	5147.9	5274.5	5436.8	6235.5	7123.1	6193.0	5391.7	5323.0	5233.4	5013.2
55°	4106.0	4151.1	4391.6	4785.6	5974.9	7788.5	7949.5	6598.5	6484.0	6216.7	5898.7
57.5°	2717.4	2787.4	3136.3	3637.3	5218.0	7895.5	9701.8	8273.4	7874.7	7142.7	6784.4
60°	1497.1	1564.4	1942.9	2396.8	3768.7	7366.3	10880.3	10454.0	9749.6	8177.8	7859.8
62.5°	922.0	958.3	1237.8	1660.0	2260.1	5813.9	11124.1	13194.3	12378.7	9510.5	9159.0
65°	734.1	749.5	886.3	1357.0	1620.4	3458.2	10336.8	15283.4	15011.3	11124.1	10322.0
67°	712.5	718.6	783.3	1165.0	1527.4	2120.1	8660.0	15623.4	15899.6	12100.6	10358.4
67.5°	717.2	723.9	785.2	1111.8	1524.7	1948.3	8082.1	15489.4	15838.2	12178.0	10197.5
70°	691.6	712.5	899.1	1111.2	1449.9	1619.0	4840.1	13420.6	13783.5	11315.4	8652.5
72.5°	245.1	246.5	388.6	899.1	1576.6	1636.5	2430.5	9838.5	10107.2	8655.9	6238.2
75°	145.5	123.9	129.3	255.9	1506.5	1589.4	1402.2	6286.6	6387.0	4960.0	3159.2
77.5°	100.4	87.6	90.2	113.1	573.8	1567.2	1113.9	3278.4	3171.2	1739.5	672.8
80°	57.3	50.5	53.9	99.0	208.8	1462.1	1050.6	1329.4	1133.4	295.0	185.9
82.5°	30.3	25.6	31.0	81.5	145.5	911.1	1052.6	642.5	509.1	99.6	126.6
85°	10.7	8.8	14.8	55.9	97.0	279.5	975.8	540.1	424.3	48.5	96.3
87.5°	2.0	2.0	6.0	22.9	39.1	85.5	577.1	320.6	214.8	28.9	66.0
90°	0.0	0.0	0.0	0.0	0.0	0.0	0.0	0.0	0.0	0.0	0.0



REPORT NUMBER: P200114

CATALOG NUMBER: GWC-AF-02-LED-E1-SL2-1200-HSS

CANDELA DISTRIBUTION (continued):

	90°	95°	105°	115°	125°	135°	145°	155°	165°	175°	180°
0°	2546.3	2546.3	2546.3	2546.3	2546.3	2546.3	2546.3	2546.3	2546.3	2546.3	2546.3
2.5°	2538.2	2509.3	2470.2	2422.4	2365.9	2316.0	2278.9	2240.6	2232.5	2219.0	2217.0
5°	2521.4	2471.6	2374.6	2263.5	2144.9	2037.9	1951.0	1873.5	1839.2	1809.6	1806.2
7.5°	2496.5	2421.7	2256.7	2077.6	1892.4	1724.1	1581.3	1480.2	1387.3	1342.8	1336.2
10°	2467.6	2360.5	2124.1	1875.6	1619.6	1381.9	1169.7	992.0	884.2	820.3	812.2
12.5°	2440.6	2300.5	1988.7	1666.1	1326.1	1008.1	735.4	565.7	452.6	406.7	401.4
15°	2427.8	2252.0	1862.1	1452.0	1019.0	641.8	402.0	311.2	274.0	263.3	262.7
17.5°	2426.4	2210.9	1738.2	1230.4	713.8	373.1	262.0	239.1	231.7	228.9	228.9
20°	2425.8	2171.9	1614.3	1000.8	453.3	248.5	218.2	212.8	207.5	204.1	204.1
22.5°	2433.2	2136.8	1484.9	766.4	285.5	201.3	191.9	186.6	179.8	175.1	174.4
25°	2440.6	2109.9	1353.0	545.5	206.7	175.1	165.7	158.3	148.8	142.8	142.1
27.5°	2442.0	2076.3	1211.6	365.0	173.1	152.8	140.8	129.3	118.6	112.4	111.8
30°	2421.7	2019.7	1054.7	246.5	152.8	132.7	116.5	104.3	94.3	89.6	89.6
32.5°	2382.0	1949.6	882.2	185.9	136.1	113.9	96.3	84.9	78.2	76.1	75.4
35°	2346.3	1874.3	705.1	157.6	121.9	96.3	78.8	71.4	67.3	66.7	66.0
37.5°	2325.5	1813.6	538.8	142.8	108.4	80.8	66.7	61.3	59.2	57.9	58.6
40°	2341.6	1763.1	398.0	130.6	94.9	67.3	56.6	53.9	51.9	51.1	51.1
42.5°	2412.3	1754.4	295.6	119.9	82.1	55.9	49.2	47.2	45.8	45.1	45.8
45°	2598.2	1808.3	229.7	109.8	69.4	47.2	41.7	41.1	40.4	40.4	40.4
47.5°	2877.7	1919.4	191.3	98.3	57.9	40.4	36.4	35.7	35.0	35.7	35.7
50°	3351.1	2122.7	171.0	86.8	47.8	34.4	31.0	31.0	31.0	31.0	31.6
52.5°	4071.0	2522.8	157.6	75.4	39.1	28.9	26.3	26.3	26.9	26.9	27.6
55°	4873.1	3053.4	145.5	63.9	33.0	24.2	21.6	22.2	22.9	23.5	23.5
57.5°	5743.3	3641.4	135.3	52.6	28.3	19.5	18.2	18.8	19.5	20.9	20.9
60°	6793.1	4277.8	120.5	41.1	23.5	15.4	14.1	15.4	17.5	18.8	19.5
62.5°	7946.1	4893.3	101.7	32.3	19.5	12.2	11.5	14.1	16.9	18.2	18.8
65°	8734.1	5086.6	78.2	26.3	14.8	8.8	9.4	12.8	16.2	18.2	18.2
67°	8414.8	4611.8	63.9	22.2	12.2	6.8	8.8	12.8	16.2	17.5	18.2
67.5°	8193.2	4425.9	61.3	21.6	11.5	6.8	8.8	12.8	16.2	18.2	18.2
70°	6666.6	3324.8	51.1	16.2	9.4	6.0	7.4	12.2	15.4	17.5	17.5
72.5°	4632.0	2050.0	45.8	11.5	8.1	5.4	6.8	11.5	14.8	16.9	17.5
75°	2202.2	742.2	39.1	8.8	7.4	4.7	6.0	11.5	14.8	16.9	16.9
77.5°	449.2	172.4	31.6	7.4	6.0	4.7	5.4	10.7	14.1	16.2	16.2
80°	147.5	66.7	23.5	6.8	6.0	4.7	5.4	10.1	14.1	15.4	16.2
82.5°	106.4	33.7	15.4	6.8	6.0	4.7	4.7	10.1	13.5	15.4	15.4
85°	81.5	23.5	10.1	6.8	6.0	4.7	4.7	9.4	12.8	14.8	14.8
87.5°	53.9	9.4	8.1	6.8	6.0	4.7	4.7	9.4	12.2	14.1	14.8
90°	0.0	0.0	0.0	0.0	0.0	0.0	0.0	0.0	0.0	0.0	0.0

(END OF REPORT)